



# NEW STANDARD PLUS SERIES



**Küppersbusch**  
FÜR KÜCHEN MIT STIL



# STANDARD WITH EXTRA QUALITY AND COMFORT

**With the new StandardPlus, Küppersbusch is developing a line of kitchen appliances for everyone who prefers a classic functionality without having to compromise on top quality and a first-class design.**

The StandardPlus ovens, cookers and compact units feature a new straightforward and unfussy design. Characterised by plain elegance, they harmonise perfectly with any kitchen environment. For more than 140 years, our products have been defined by top-quality materials, supreme workmanship and longevity. Because reliable quality and superb user comfort have always been at the heart of the Küppersbusch philosophy. No matter which features you choose you're sure to be delighted.



# OVEN.



Design Black



## B 6120.0

### Features:

- 8 oven functions
- Oven control with knobs
- Electronic timer (cooking time, end of cooking time, minute minder) with white display
- Full glass inner door, double glazed, removable
- Rapid heating
- 70 litres capacity
- Oven lighting
- Door contact switch
- Handle Design Stainless Steel inclusive

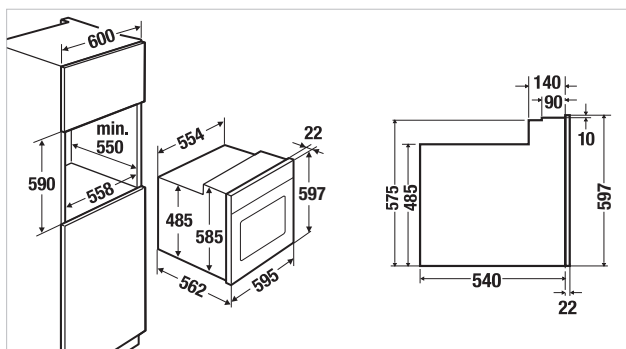
### Technical data:

- Electrical connection 3.2 kW
- Niche dimensions W x H x D approx. 560 x 590 x 550 mm

### Standard accessories:

- 1 enamel baking tray; 1 roasting grid

## B 6120.0 S black



# COOKER SET.



Design Black



## H 6120.0 BUILT-UNDER COOKER

### Features:


- 8 oven functions
- Oven control with knobs
- Electronic timer (cooking time, end of cooking time, minute minder) with white display
- Full glass inner door, double glazed, removable
- Rapid heating
- 70 litres capacity
- Oven lighting
- Door contact switch
- Handle Design Stainless Steel inclusive

### Technical data:

- Electrical connection 10.2 kW (incl. hob)
- Niche dimensions W x H x D approx. 560 x 590 x 550 mm

### Standard accessories:

- 1 enamel baking tray; 1 roasting grid



Flush installation



## KH 6310.0 FOR BUILT-UNDER COOKER

### Features:

- Variable control via the built-under cooker
- Residual heat indicator
- 1 dual-circuit cooking zone Ø 120 or 210 mm / 750 W or 2,200 W
- 1 dual-circuit cooking and roasting zone Ø 175 or 175 x 265 mm / 1,800 W bis 2,400 W
- 2 cooking zones Ø 145 mm / 1,200 W

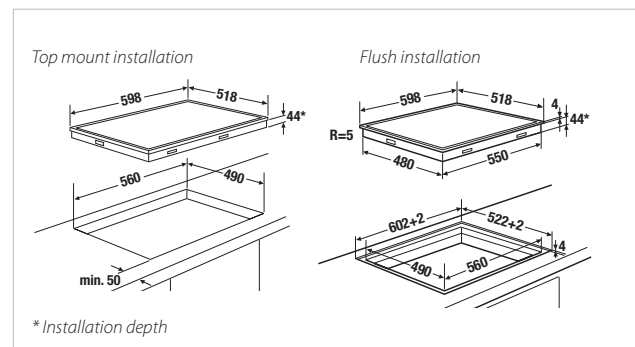
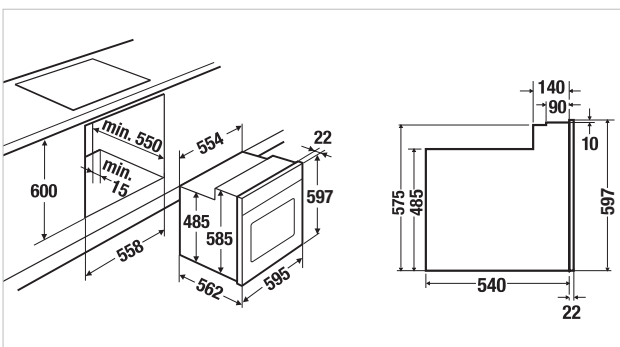
### Technical data:

- Electrical connection 7.0 kW
- Appliance dimensions W x D approx. 598 x 518 mm
- Installation depth 44 mm
- Niche dimensions W x D approx. 560 x 490 mm

### Optional accessories:

- Stainless steel profiles Acc. no. ZK 0600

## SET: H 6120.0 S1 + KH 6310.0 SR



## COMPACT. OVEN. MICROWAVE.



Design Black



### CMK 6120.0 **NEW**

#### Features:

- 3 oven functions (hot air, grill, hot air + grill)
- 3 microwave functions (microwave only, microwave + grill and microwave + hot air)
- 6 microwave output levels
- Microwave output 1000 watts
- Grill 1500 watts
- Quick-start function
- Oven control with knobs
- Electronic timer with white display
- Door, triple glazed
- Stainless steel oven cavity
- 38 litres capacity
- Drop-down large area grill
- Halogen lighting
- Door contact switch
- Turntable, Ø 32 cm
- Handle Design Stainless Steel inclusive

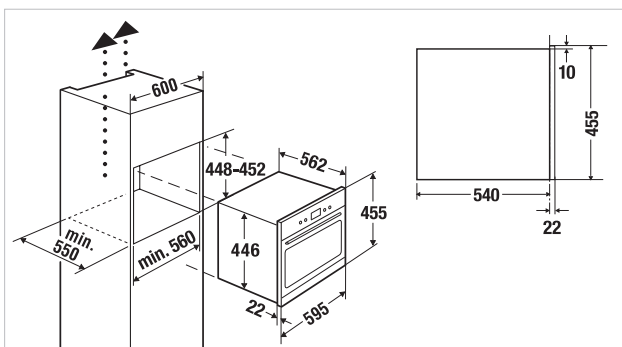
#### Technical data:

- Electrical connection 3.4 kW
- Niche dimensions W x H x D approx. 560 x 450 x 550 mm

#### Standard accessories:

- 1 universal/deep tray, glass; 1 roasting grid

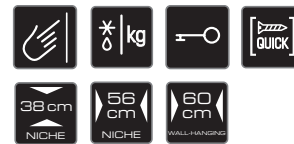
CMK 6120.0 S black



## MICROWAVE (38 CM NICHE).



Design Black



### M 6120.0 **NEW**

#### Features:

- 3 microwave functions (microwave only, microwave + grill, and grill only)
- 5 microwave output levels
- Microwave output 800 watts
- Grill 1200 watts
- 3 automatic programmes
- Control with touch control sensors
- Electronic timer with white display
- Stainless steel oven cavity
- 20 litres capacity
- Oven lighting
- Door contact switch
- Turntable, Ø 24 cm

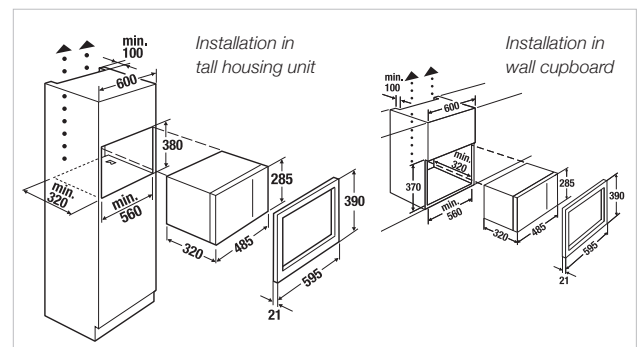
#### Technical data:

- Electrical connection 1.2 kW
- Appliance dimensions W x H x D approx. 595 x 390 x 320 mm
- Niche dimensions W x H x D approx. 560 x 380 x 320 mm (tall-housing)
- Niche dimensions W x H x D approx. 560 x 370 x 320 mm (wall-hanging cupboard)
- Oven cavity dimensions W x H x D approx. 350 x 220 x 280 mm

#### Standard accessories:

- 1 roasting grid

M 6120.0 S black



# HOBS. INDUCTION.



Flush installation

**KI 8120.0 NEW**



## Features:

- 10-level power controls "selectControl" with red display
  - Residual heat indicator
  - Minute minder with switch-off feature
  - Central switch-off control
  - Holiday shut-down device (limiting operation duration time)
  - 1 cooking zone Ø 19 cm / 2,300 W (3,000 W\*)
  - 1 cooking zone Ø 17 cm / 1,100 W (1,400 W\*)
  - 1 cooking zone Ø 22 cm / 2,300 W (3,000 W\*)
  - 1 cooking zone Ø 15,5 cm / 1,100 W (1,400 W\*)
- \* with power booster setting

## Technical data:

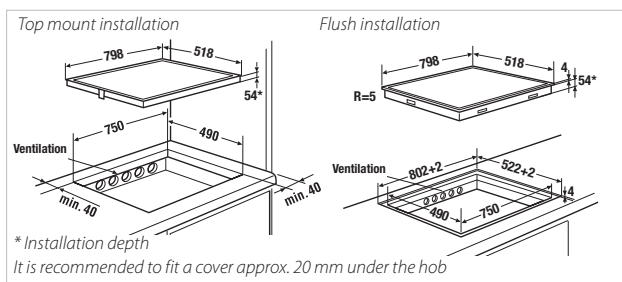
- Electrical connection 7.4 kW
- Appliance dimensions W x D approx. 798 x 518 mm
- Installation depth 54 mm
- Niche dimensions W x D approx. 750 x 490 mm

## Optional accessories:

- Stainless steel profiles Acc. no. ZK 0800
- VarioLine metallic joining strip Acc. no. 1130  
(only possible with stainless steel profiles)

\*only possible with optional accessor ZK 0800

**KI 8120.0 SR** black, flush installation



Flush installation

**KI 6120.0\*\* NEW**



## Features:

- 10-level power controls "selectControl" with red display
  - Automatic booster cooking phase
  - Residual heat indicator
  - Minute minder with switch-off feature
  - Central switch-off control
  - Holiday shut-down device (limiting operation duration time)
  - 2 cooking zones Ø 18 cm / 1,400 W (1,850 W\*)
  - 2 cooking zones Ø 20 cm / 1,400 W (1,850 W\*)
- \*with power booster setting

## Technical data:

- Electrical connection 7.4 kW
- Appliance dimensions W x D approx. 598 x 518 mm
- Installation depth 54 mm
- Niche dimensions W x D approx. 560 x 490 mm

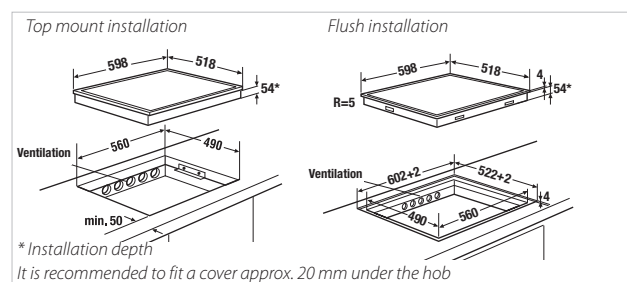
## Optional accessories:

- Stainless steel profiles Acc. no. ZK 0600
- VarioLine metallic joining strip Acc. no. 1130  
(only possible with stainless steel profiles)

\*only possible with optional accessor ZK 0600

\*\*Available from September

**KI 6120.0 SR** black, flush installation





# COOKER HOODS. CHIMNEY.



**DW 9100.0 NEW**



## Features:

- Extraction rate (to the outside) according to guideline 2010/30/EU: max. normal power setting 597 m³/h, intensive power setting 760 m³/h
- 4 power levels incl. high power setting
- Automatic delay stop
- Metal grease filter
- Recirculation air mode possible (see optional accessories)

## Technical data:

- Electrical connection 292 W
- Appliance dimensions W x H x D approx. 900 x 625-955 x 480 mm
- Exhaust air connection Ø 150 mm

## Optional accessories:

- Charcoal filter Acc. no. ZD 1002 (2 pieces necessary)
- PlasmaMade filter Acc. no. ZD 8000 (see catalogue 2017/2018 page 166)



**DW 7100.0 NEW**



## Features:

- Extraction rate (to the outside) according to guideline 2010/30/EU: max. normal power setting 597 m³/h, intensive power setting 760 m³/h
- 4 power levels incl. high power setting
- Automatic delay stop
- Metal grease filter
- Recirculation air mode possible (see optional accessories)

## Technical data:

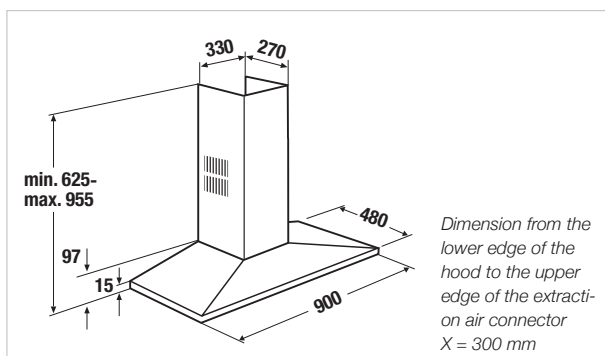
- Electrical connection 289 W
- Appliance dimensions W x H x D approx. 700 x 625-955 x 480 mm
- Exhaust air connection Ø 150 mm

## Optional accessories:

- Charcoal filter Acc. no. ZD 1002 (2 pieces necessary)
- PlasmaMade filter Acc. no. ZD 8000 (see catalogue 2017/2018 page 166)

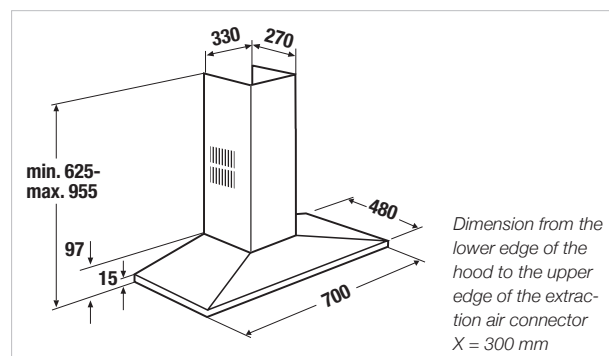
**DW 9100.0 E**

Stainless steel



**DW 7100.0 E**

Stainless steel



# COOKER HOODS. BUILT-IN. CANOPY HOODS.



## DEL 5100.0 **NEW**



### Features:

- Extraction rate (to the outside) according to guideline 2010/30/EU: max. normal power setting 329 m³/h
- Control via push button
- 3 power levels
- Metal grease filter
- Recirculation air mode possible (see optional accessories)

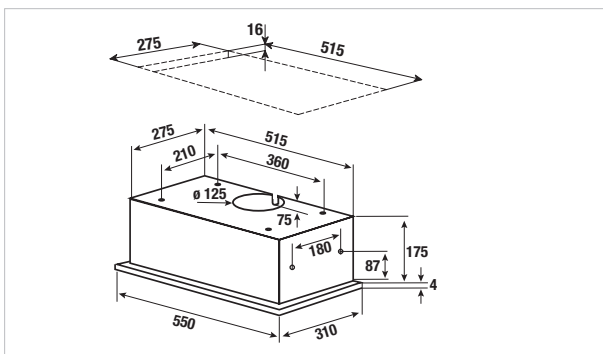
### Technical data:

- Electrical connection 180 W
- Appliance dimensions W x H x D approx. 550 x 175 x 290 mm
- Niche dimensions W x D approx. 515 x 275 mm
- Exhaust air connection Ø 125 mm

### Optional accessories:

- Charcoal filter Acc. no. ZD 1007  
(2 pieces necessary)

## DEL 5100.0 S Black glass





## FRIDGE-FREEZER.



**IKE 3260-3-2 T \*\*\*\***



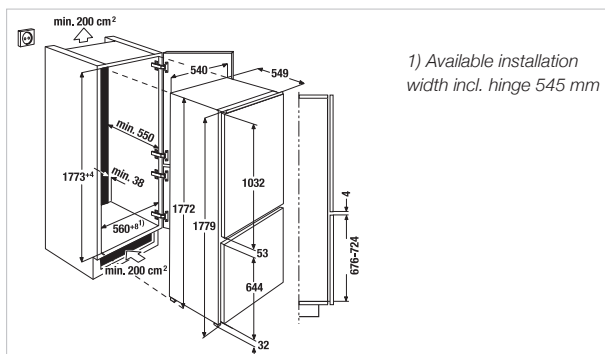
### Features:

- DefrostMode
- VarioShelves / VarioShelves+ / VarioBoxes
- Freezer compartment with transparent flap
- Transparent freezer drawers
- Reversible door hinges
- Useable capacity 268 litres
  - cooling section 196 litres
  - freezer section 72 litres

### Technical data:

- Energy consumption/year 229 kWh
- Freezing capacity 4 kg/24 h
- Storage time in the event of power failure 22 h
- Appliance dimensions W x H x D approx. 540 x 1.772 x 549 mm
- Niche dimensions W x H x D approx. 560 x 1.780 x 550 mm

**IKE 3260-3-2 T** Sliding-rail furniture door system



## REFRIGERATORS.



**IKE 2460-2**



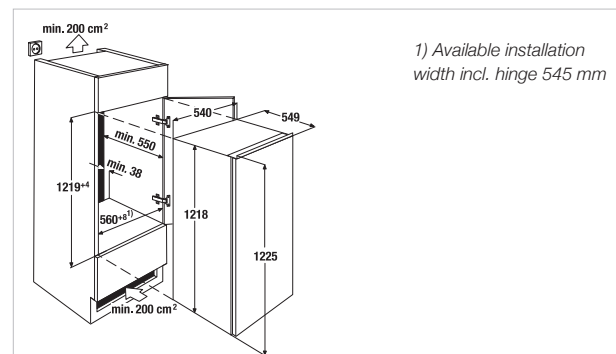
### Features:

- DefrostMode
- VarioShelves / VarioShelves+ / VarioBoxes
- Reversible door hinges
- Useable capacity 207 litres
- Maximum door opening angle of 90°

### Technical data:

- Energy consumption/year 103 kWh
- Appliance dimensions W x H x D approx. 540 x 1.218 x 549 mm
- Niche dimensions W x H x D approx. 560 x 1.219 x 550 mm

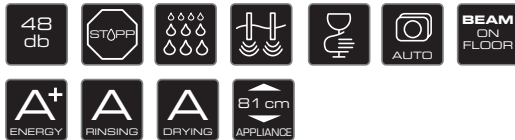
**IKE 2460-2** Sliding-rail furniture door system



# DISHWASHERS. 60 CM.



## IGV 6405.0



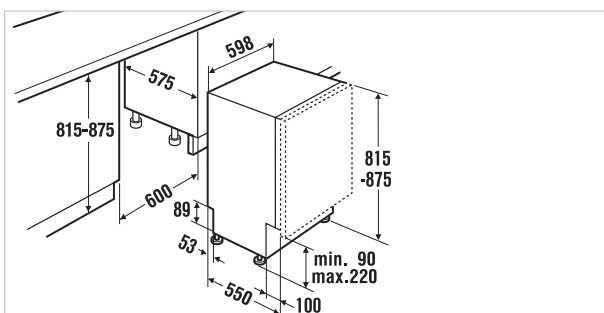
### Features:

- 12 international place settings
- Central detergent dispenser
- Electronic refill display for salt and rinse aid
- 4 programmes:
  - Intensive programme 70°C
  - Fast programme 50°C
  - Automatic programme 65°C
  - Economy programme 50°C
- Electronic delay start timer (3, 6 or 9 hours)
- Special half load function
- Acoustic signal at end of programme
- multiflex standard baskets
- Height-adjustable top basket
- Technically suitable for elevated installation
- Interior container / ground: Stainless Steel / Polinox

### Technical data:

- Electrical connection 2.4 kW
- Energy consumption per year 290 kWh, per rinse cycle 1.02 kWh
- Water consumption per year 3,360 litres, per rinse cycle 12 litres
- Appliance dimensions W x H x approx. 598 x 815-875 x 550 mm
- Niche dimensions W x H x D approx. 600 x 815-875 x 575 mm

## IGV 6405.0 fully-integrated





## + Awarded Design

Over 60 design awards, 1 Iconic Award: Best of the Best 2017, 11 Red dot Awards over the last 5 years, 1 Best-of-the-Best Award in 2012, 1 Plus X Award in 2015, as well as 2 German Design Awards in 2016 and since 2015, member of the German Design Council.

## + Learn from the professionals

The know-how of commercial kitchens, perfectly tailored to your needs at home. Our sister company's vast experience contributes to the product development of our household appliances.

## + Individual Concept

Mix+Match: 3 new series in 3 basic colours, 12 different handles and strips allow for maximum variability in your kitchen design. Individual + unique – to your personal preferences.

## + 140 years of experiences

Rooted in the Ruhr area since 1875: A region that – like no other – stands for reliability and down-to-earthness. Quality from tradition.

## + ökotherm® catalytic converter


Unique and only at Küppersbusch! The catalytic converter ensures the appliance stays clean on the inside, saves energy and optimises the cooking results.

## + Full-range

A broad portfolio of products – covering everything from built-in ovens to sinks.

## + Full glass inner door

The quality full glass inner door with quadruple glazing ensures perfect insulation. Clear advantages: Energy-saving, easy to clean, highest safety and longevity.

For more information, please contact your nearest certified Küppersbusch dealer or visit us at [www.kuppersbusch.com](http://www.kuppersbusch.com) and [www.facebook.com/kuppersbuschcom](http://www.facebook.com/kuppersbuschcom) 



# Küppersbusch

**Küppersbusch Hausgeräte GmbH**

Küppersbuschstraße 16, D-45883 Gelsenkirchen

[www.kueppersbusch.com](http://www.kueppersbusch.com)

[www.facebook.com/kueppersbuschcom](https://www.facebook.com/kueppersbuschcom) 

[info@kueppersbusch.de](mailto:info@kueppersbusch.de)